

Midway's

GAME NO. 589

BALL PARK

PARTS CATALOG



MIDWAY MFG. CO.
10750 WEST GRAND AVENUE
FRANKLIN PARK, ILLINOIS, 60131, U. S. A.

PHONE: (312) 451-1360 CABLE ADDRESS: MIDCO TELEX NO.: 72-1596

TABLE OF CONTENTS

	Page No.
GENERAL INSTRUCTIONS	1
TROUBLE SHOOTING	2
SERVICE TIPS	3
BALL PARK	4—5
OUTFIELDERS PITCH & BAT CONTROL ASSEMBLIES	6—7
ADDITIONAL PARTS LIST	8
SCHEMATIC DIAGRAM	Inside Back Cover

GENERAL INSTRUCTIONS FOR BALL PARK

INSTALLATION –

The power is controlled by a switch located on top of the cabinet. Plug into A.C. only, 115 volts, 60 cycles.

EQUIPMENT PANEL –

Located in back box area and are easily serviced by removing back door. To service equipment panel, remove mounting screws and slide panel up and out by means of provided hand slot. Rotate panel in a horizontal plane and push forward into blocks provided on cabinet sides.

BALL-STRIKE VOLUME CONTROL –

Located on left hand side of T.V. monitor.

BACKGROUND VOLUME CONTROL –

Located on sound module (PC 589-910) on equipment panel. To increase background sound volume, rotate post as indicated.

COIN AND INNING CONTROL SWITCHES –

Located on logic board (PC 589-908-1). To adjust innings or method of play, see instructions in back box area.

TO SERVICE FRONT DISPLAY INSERT –

Remove score glass by opening, turn buttons in back box area, and pull back locking bars. Remove glass from front by lifting up and out.

When changing logic P.C. 589-908-1 or P.C. 589-908-2, please check the following:

1. Proper seating of P.C. 589-908-1 and P.C. 589-908-2 into intermediate P.C. 589-909 (mother board).

NOTE: Loose jack connection may cause problems.

2. The 100 ohm pot on power supply 588-905 should be set at 5.1 VDC at logic P.C. 589-908-1 and P.C. 589-908-2.
3. Secure both logic PC boards properly.
4. Check game out electrically.

**CAUTION THE VOLTAGE SHOULD NEVER EXCEED 5.1 AT
THE LOGIC PC AND 5.3 AT THE POWER SUPPLY**

BALL PARK
Trouble Shooting Sound System

COMPLAINT:

Loss of crowd noise and home run siren.

CHECK THE FOLLOWING:

1. Sound module volume control setting (PC 589-910).
2. Top speaker and associated wiring (4" 8 ohm).
3. Sound module jack and associated wiring.
4. Intermediate board external 3 wire jack.
5. Intermediate board logic PC connection pins #6, #24, and #43 (PC 589-909).
6. Sound module (PC 589-910).
7. Logic PC 589-908-1 and PC 589-908-2.

COMPLAINT:

Loss of hit and pitch sounds.

CHECK THE FOLLOWING:

1. T.V. monitor volume control setting.
2. Internal speaker and associated wiring (16 ohms).
3. T.V. monitor jack connection pins #4, #5, and #8.
4. Audio cable (Red) from T.V. monitor jack pin #4 to intermediate board PC 589-909 pin #20.
5. T.V. monitor amplifier panel (KT 365 LM).
6. Logic PC 589-908-1 and PC 589-908-2.

COMPLAINT:

Poor sound.

CHECK THE FOLLOWING:

1. Tone control adjustment sound module (PC 589-910).
2. Speaker mounted loose.
3. Damage speaker cone.
4. Trouble in sound module (PC 589-910).
5. Logic PC 589-908-1 and PC 589-908-2.

SERVICE BULLETIN

Game . . . BALL PARK

(Serial No. 101 to 501)

SUBJECT: To prevent games from scoring over twenty runs

MODIFICATION: Install an auxiliary logic board (PC 589-913-1). This logic board can be purchased from your distributor with complete installation instructions.


INNING AND COIN SW. ADJUSTMENTS

SW. POS. ON	COIN	INNINGS
1	1 coin — 1 player	1
2	1 coin — 1 player	2
3	1 coin — 2 players	2
4	1 coin — 1 player	3
1 & 2	1 coin — 1 player	5
1 & 3	1 coin — 2 players	1
1 & 4	1 coin — 1 player	1
2 & 3	1 coin — 2 players	2
2 & 4	1 coin — 1 player	3
3 & 4	1 coin — 2 players	3

TO SERVICE MECH. PANEL

1. Remove mounting screws.
2. Slide Mech Panel up and out by means of provided hand slot.
3. Rotate panel in a horizontal plane and push forward into blocks provided on cabinet sides.

NO. 589 BALLPARK



SEE PRICE LIST
FOR
ADDITIONAL PARTS

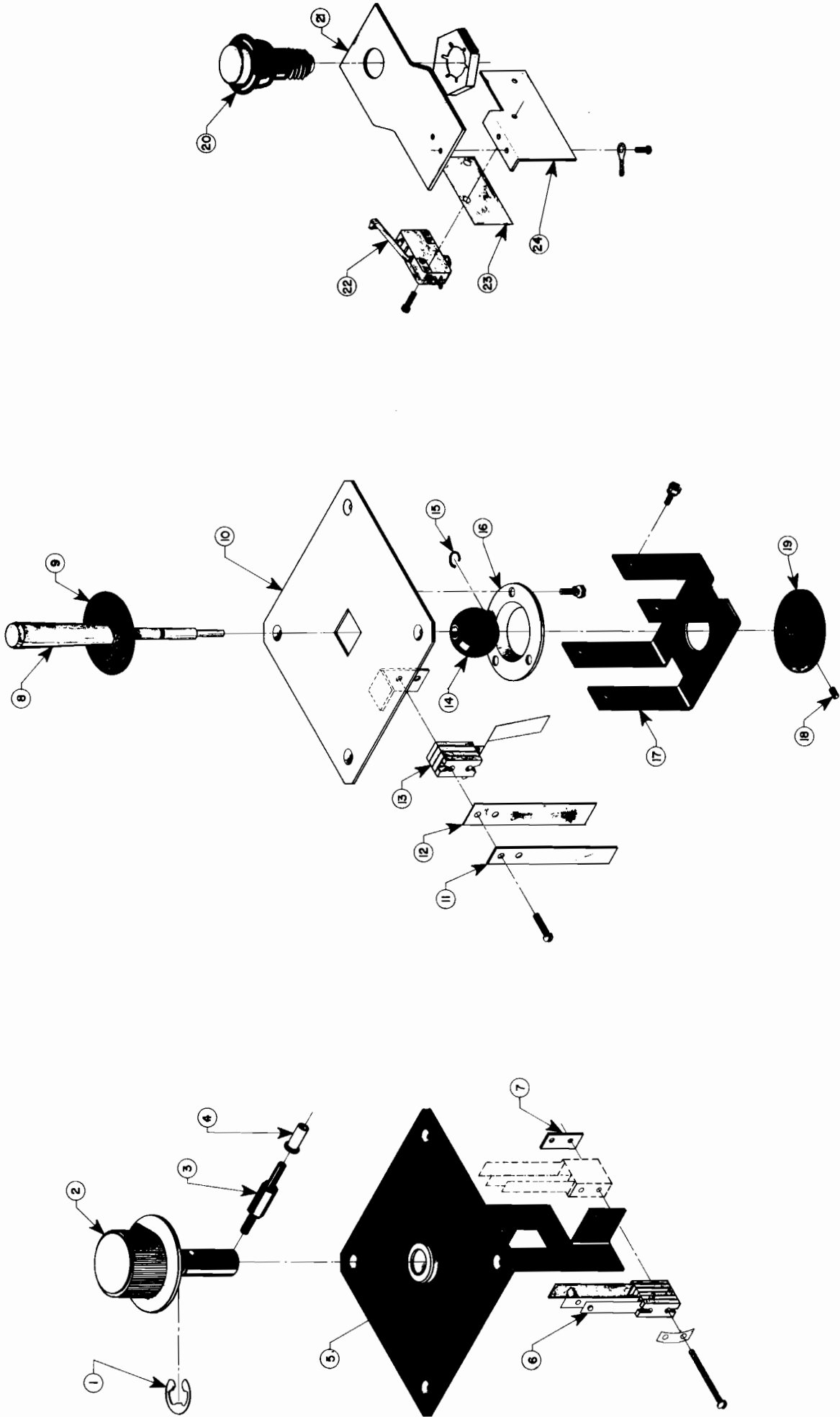
MIDWAY MFG. CO.

PRICE LIST*ORDER BY PART NUMBER ONLY*

ITEM	PART N^o	DESCRIPTION	PRICE
1	589-900	FRONT GLASS	26.20 EA.
2	589-903	SIDE SCENERY	6.00 EA.
3	589-014	23" TV MONITOR W/PAINTED FACE	390.00 EA.
4	589-904	GRANDSTAND SCENERY	6.00 EA.
5	589-013	SCORE SCENERY	8.40 EA.
6	589-902	INSTRUCTION CONTROL PLATE	9.00 EA.
7	582-100	VENT GRILL	.70 EA.
8	572-103	VENT GRILL	1.10 EA.
9	567-106-1	SW. MTG. PLATE	.60 EA.
10	17-050-5-46	BACK DOOR LOCK (1350)	3.40 EA.
11	17-175-3-32	4" SPEAKER	5.40 EA.
12	549-128	GRILL, SPEAKER	1.00 EA.
13	547-035	SPEAKER BEZEL	1.60 EA.
14	17-050-1	1350 KEY ONLY	.80 EA.
15	17-5-42	CAM	.30 EA.
16	17-5-51	LOCK PLATE	.40 EA.
17	589-900-1	FRONT GLASS (PLEXI)	41.00 EA.

MIDWAY MFG. CO.

PRICES SUBJECT TO CHANGE WITHOUT NOTICE



PRICE LIST*ORDER BY PART NUMBER ONLY*

ITEM	PART N^o	DESCRIPTION	PRICE
1	17-100-50	"E" – RING	.20 EA.
2	572-005	KNOB ASSY.	4.00 EA.
3	589-700	PIN	1.00 EA.
4	577-703	SLEEVING	.40 EA.
5	589-001	MTG. PLATE & BRKT. SUB. ASSY.	3.70 EA.
6	589-002	SWITCH, OUTFIELD	1.50 EA.
7	520-138	SWITCH PLATE	.20 EA.
8	577-7001	HANDLE	3.20 EA.
9	589-906	SLIDE WASHER	.20 EA.
10	589-003	SUB. PLATE SUB. ASSY.	4.30 EA.
11	90-126-1	SW. BACK-UP STRIP	.20 EA.
12	589-907	INSULATOR SLOW PITCH	.20 EA.
13	589-005	SWITCH PITCH	5.60 EA.
14	577-701	BALL	3.30 EA.
15	17-100-99	CR RING	.20 EA.
16	600-126-1	RETAINER	.60 EA.
17	589-105	GUIDE BRKT.	1.00 EA.
18	17-101-302	6/32 x 3/16" SET SCREW	.20 EA.
19	589-004	WASHER SUB. & BUSHING ASSY.	2.40 EA.
20	589-010	PUSH BUTTON	2.60 EA.
21	586-107	BUTTON SW. MTG. BRKT.	.50 EA.
22	17-150-32-09	MICRO SWITCH	2.70 EA.
23	588-911	INSULATOR	.20 EA.
24	588-107	SW. MTG. BRKT.	.40 EA.
25	589-008	KNOB & SHAFT SUB. ASSY.	5.50 EA.

MIDWAY MFG. CO.

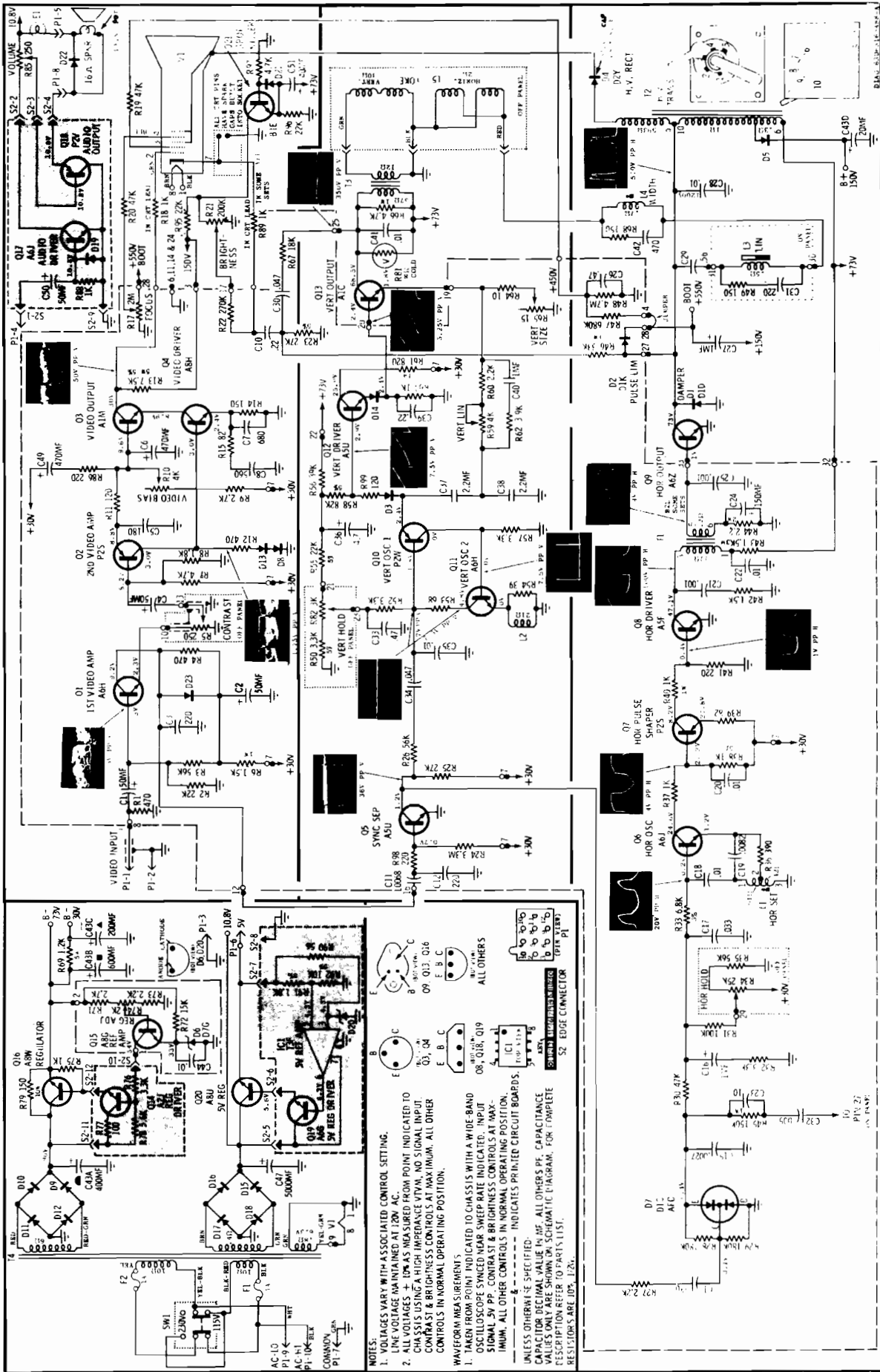
PRICES SUBJECT TO CHANGE WITHOUT NOTICE

ADDITIONAL PARTS
PRICE LIST
ORDER BY PART NUMBER ONLY

ITEM	PART N ^o	DESCRIPTION	PRICE
	17-8-68	MONITOR PAINT, GREEN (PER CAN)	11.90
	17-3-55	LAMPS	.20 EA.
	17-086-31-02	SOCKETS	.20 EA.
	17-3-102	METER, COUNTER (6V)	10.40 EA.
	567-113	METER BRKT.	.40 EA.
	537-138	GLASS LIFT CHANNEL	2.50 EA.
	566-120	CASH BOX	6.00 EA.
	566-121	CASH BOX COVER	1.70 EA.
	589-006	OUTFIELDER CONTROL ASSY.	15.70 EA.
	589-007	PITCHING CONTROL ASSY.	29.10 EA.
	601-010	CASH BOX LOCK BRKT.	1.30 EA.
	589-106	GLASS LOCK BRKTS.	.80 EA.
	588-905-1	POWER SUPPLY P.C.	69.00 EA.
	589-910	SOUND MODULE	88.00 EA.
	589-908-1	LOGIC UNIT #1	500.00 EA.
	589-908-2	LOGIC UNIT #2	500.00 EA.
	589-913-188	AUX. LOGIC	15.90 EA.
	589-909	MOTHER INTERCONNECT BRD W/CABLE	80.00 EA.
	MT46	TRANSFORMER DOMESTIC 60 CYC.	25.00 EA.
	MT47	TRANSFORMER FOREIGN 50 CYC.	29.00 EA.

MIDWAY MFG. CO.

23" MONITOR



Schematic Diagram