

取扱説明書


OPERATOR'S MANUAL



GUNBIRD

ガンバード

TM



彩京

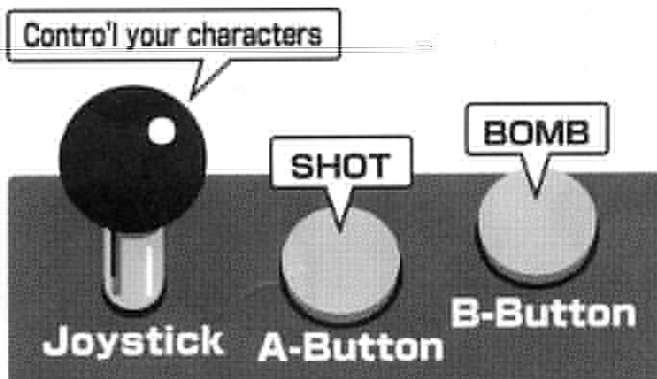
AMUSEMENT WORKS
PSIKYO

©1994 PSIKYO

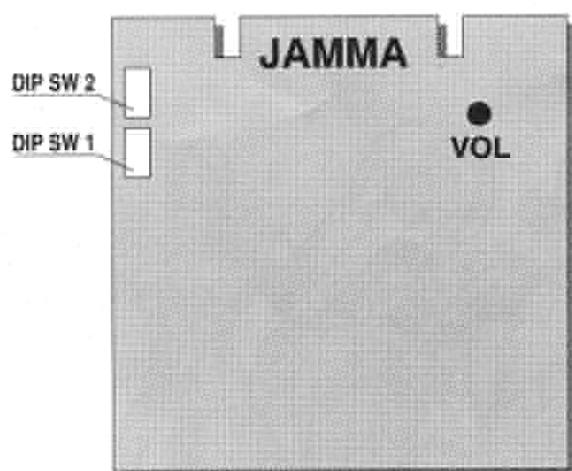
HOW TO PLAY

- Aボタンを押し続けて離すと特殊攻撃ができます。
- 各キャラクターによって武器やスピードが異なります。
- フルパワー時のみ弾数制限があります。
- Keep pressing and release the A button to fire a SPECIAL SHOT.
- Each characters has its original weapons and speed.
- The number of shots is limited at a full power.

CONTROL PANEL



DIP SW POSITION



Power Supply	DC5V DC12V
Monitor	Vertical Screen
Game Style	Simultaneous play by 2 players

CONNECTOR DIAGRAM

SOLDER SIDE	NO.	NO.	PARTS SIDE
GND	A	1	GND
GND	B	2	GND
+5V	C	3	+5V
+5V	D	4	+5V
	E	5	
+12V	F	6	+12V
	H	7	
COIN COUNTER 2	J	8	COIN COUNTER 1
	K	9	
SP (-)	L	10	SP (+)
	M	11	
VIDEO GREEN	N	12	VIDEO RED
VIDEO SYNC	P	13	VIDEO BLUE
SERVICE SW	R	14	VIDEO GND
	S	15	
COIN SW 2	T	16	COIN SW 1
2P START	U	17	1P START
2P UP	V	18	1P UP
2P DOWN	W	19	1P DOWN
2P LEFT	X	20	1P LEFT
2P RIGHT	Y	21	1P RIGHT
2P SW 1 BUTTON	Z	22	1P SW 1 BUTTON
2P SW 2 BUTTON	a	23	1P SW 2 BUTTON
	b	24	
	c	25	
	d	26	
GND	e	27	GND
GND	f	28	GND



開発元

彩京

AMUSEMENT WORKS
PSIKYO