
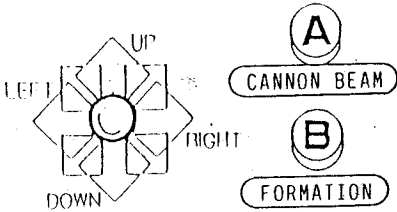



DESTROY THE HANGAR AND RECAPTURE WITH YOUR ALLY COMPONENTS.
 ATTACK WITH MORE VARIATIONS WITH "FORMATION ATTACK"



HOW TO PLAY









- Control your WINGER  with 8 Way Joystick.
- Push (A) Button for Cannon Beam to destroy enemy objects.

© 1985 Nihon Bussan Co., Ltd.



FORMATION ATTACK

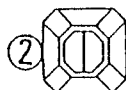
- Destroy the Locks of Hangar   and your Parts   will appear.
- When you are docked with your Part(s), 2-5  -  push (B) Button which enables you to attack in Formation with more fire Power.
- (F) Number at the bottom of the screen indicates how many more times you can attack in Formation.

WAYS OF ATTACKING ENEMIES ARE WIDENED BY 4 KINDS OF FORMATION ATTACK.
 THE DUEL WITH THE HUGE ENEMY 'MANDOLAR' IS AWESOME.

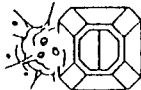
STEP BY STEP DRESTA

HOW TO RECAPTURE ALLY COMPONENTS


1



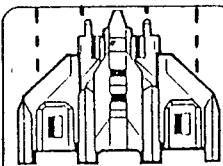
Hangar for
2nd Component



Destroy One Lock



2nd Component



Double Cannon

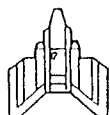
2



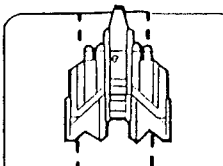
Hangar for
3rd Component



Destroy Two Locks



3rd Component



Able to Shoot
from Rear

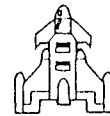
3



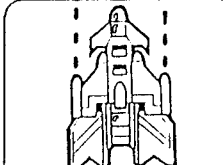
Hangar for
4th Component



Destroy Three Locks



4th Component



Shoots
Invisible Beams

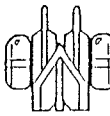
4



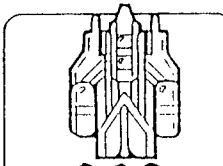
Hangar for



Destroy Four Locks

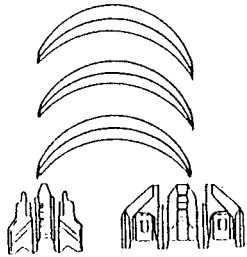


5th Component



Able to put

FORMATION ATTACK

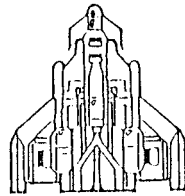


(MOON-FORMATION)

2 Ships Fly Parallel and Fires Crescent Moon-Like Beams.



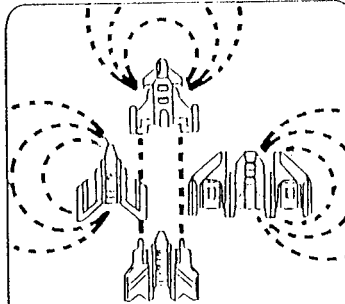
FIRE BIRD



5 COMPLETED

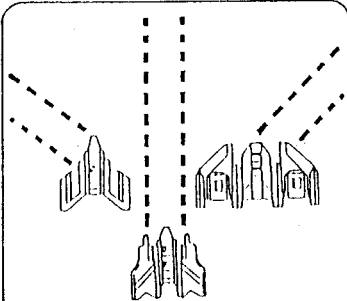
FIRE BIRD

Only When All 5 Components Are Docked, Player Becomes Invisible FIRE BIRD for 8 Seconds.



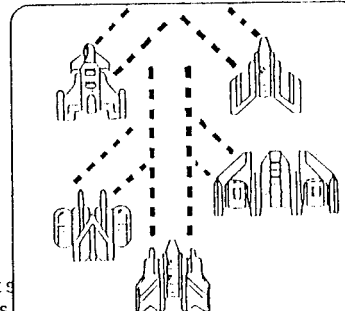
(CYCLONE-FORMATION)

4 Ships Fly in Diamond Shape Beams Are Shot in Ultra Speed Circular Motion.



(EXTEND-FORMATION)

3 Ships Fly in Triangular Shape Fires in 3 Directions.



(CROSS-FORMATION)

5 Ships Fly in Fan Shape Beams Are Diffused.

- ⊕ NUMBER AT THE BOTTOM OF THE SCREEN INDICATES HOW MANY MORE TIMES YOU CAN ATTACK IN FORMATION.



Nichibutsu
Nihon Bussan Co., Ltd.



WIRING CONNECTOR

DIP SWITCH ADJUSTMENTS

SOLDER SIDE

PARTS SIDE

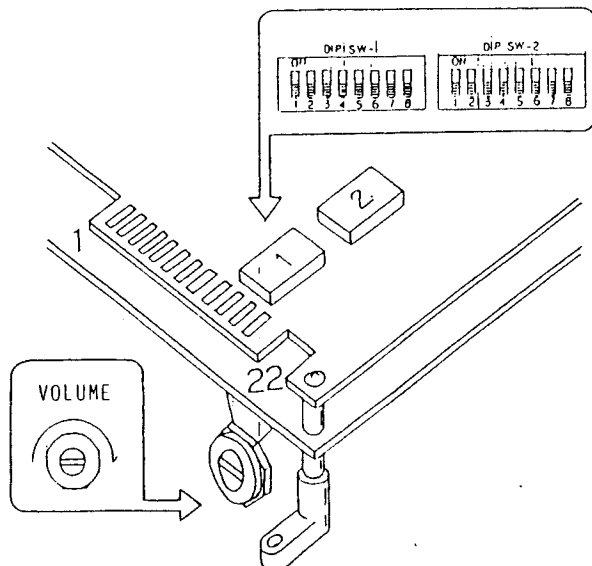
A	P1-UP	P1-DOWN	1
B	P1-LEFT	P1-RIGHT	2
C	P1-PUSH 1	P1-PUSH 2	3
D	P2-UP	P2-DOWN	4
E	P2-LEFT	P2-RIGHT	5
F	P2-PUSH 1	P2-PUSH 2	6
H	COIN 1	COIN 2	7
J	GND	GND	8
K	GND	GND	9
L	+5	+5	10
M	+12		11
N		+12	12
P	+5	+5	13
R	GND	GND	14
S	GND	GND	15
T	1 PLAY	2 PLAY	16
U	TEST	SERVICE	17
V	COUNTER 1	COUNTER 2	18
W	SP (+)	SP (-)	19
X		R	20
Y	G	B	21
Z	GND	SYNC	22

SWITCH 1

	1	2	3	4	5	6
Number of Player	3	OFF	OFF			
	4	ON	OFF			
	5	OFF	ON			
	6	ON	ON			
Bonus Player 20000 (1 st) 50000			OFF			
			ON			
(after 2nd) 60000 90000				OFF		
				ON		
Demo Sound	WITH				OFF	
	WITHOUT				ON	
Type	TABLE					OFF
	UP RIGHT					ON

SWITCH 2

	1	2	3	4	5	6
Coin 1	1 Coin 1 Credit	OFF	OFF			
	1 " 2 "	ON	OFF			
	2 " 1 "	OFF	ON			
	Free Play	ON	ON			
Coin 2	1 Coin 3 Credit			OFF	OFF	
	1 " 6 "			ON	OFF	
	2 " 3 "			OFF	ON	
	3 " 1 "			ON	ON	
Difficulty	EASY					OFF
	HARD					ON
Screen Inversion						*



Nichibutsu

Nihon Bussan Co., Ltd.