


**The finest coin operated,
profit making,
recreation tables
in the world!**

American
**SHUFFLEBOARD
COMPANY**

DIVISION OF
AMERICAN CABINET AND BILLIARD CO.

Quality products since 1928



210 Paterson Plank Rd. Union City, New Jersey 07087 (201) 865-6633

GENERAL SPECIFICATIONS

SHUFFLEBOARDS:

TOP (Playing Surface): Constructed of West Virginia Appalachian hard maple, kiln-dried to 6% moisture content and conditioned to eliminate stresses. The finished top to be 2-7/8 inches thick by 20 inches wide (tolerances—thickness plus/minus 1/16 inch finished, width plus/minus 1/8 inch finished), having 25 edgegrain strips across the width, each piece selected for straight grain and freedom from flaws, bonded with urea resin glue at 1-1/2 hr. heat curing cycle and approximately 200 lbs. per square inch hydraulic pressure uniformly on every inch of lamination; reinforced with screw nails at 18 inch spacing, strip to strip. The surface to be routed and sanded to a true plane, markings burned in, and then finished with clear hard lacquer, .008 to .010 film thickness; "french-polished" to a mirror-finish.

Underside to be planed smooth, opaque lacquer finished and prebored for installation of Climatic Adjusters on location. Sides of top to be machined straight and parallel to each other, within 1/32 inch. Tolerances on widths and lengths to be 1/8". Stained, discolored or dry-rot spots in lumber not permissible. Filling of surface flaws with any composition material not permitted, except at butt joints. Butt joints to be tight, maximum 3/64 inch wide. "Hairline" checks in wood surface filled in or glued down are not permissible.

5 Legs to each Shuffleboard 18 ft. or longer.

FRAMEWORK: Exclusive 2-section construction consisting of sides, aprons and ends combined and pre-assembled at factory, providing "one-joint" assembly. Aprons to be clear selected Ponderosa Pine or Poplar—free from knots, pitch pockets and checks. Gutter frames to be of glued mortise and tenon construction.

END SECTIONS AND RAILS: Formica laminated to 3/4" fir plywood at ends and sides. Decorative angled steel chromed pieces at joints where sections meet. Each corner reinforced by use of heavy gauge steel, chrome plated. All edges of rails capped by aluminum trim.

Inside of rails are lined with best quality carpeting, in gold color.

PRE-FITTING: Legs and framework to be pre-fitted for easy and precise assembly by inexperienced personnel. All necessary hardware included.

GUTTER BOTTOMS: To be lined with best grade carpeting.

POOL TABLES:

PLAYING SURFACE (bed): Genuine cured slate. Thickness 3/4" to 7/8", one side polished smooth and to a perfect level.

CUSHIONS: K-66 type attached to either Maple or Poplar 1-5/8" x 3/4" dimensional moulding stock.

Note: Each cushion end is faced with 1/8" rubber facing.

RAILS: High pressure laminate with 3/8" deep x 1/2" diameter aluminum sights. High pressure laminate onto 1-5/8" thick Samba or Poplar lumber. Rails glued and screwed onto table frame with 2-1/2" x 10" screws, located under sights.

CORNERS: Stamped 16 gauge steel chrome plated on Classic. Other models have high pressure laminate applied to 2" lumber—rounded. Pocket cut-outs in rails lined with heavy gauge red rubber liners. Heavy rubber boots inserted at each pocket opening of table.

BALL RETURN: Subway system is constructed of steel rods, plated. Subways are jam, clog-proof, and dust proof. Subway system completely silenced.

Trim on cushion rails is of aluminum extrusion, with plastic gasket insert. This trim covers all screws.

Note: No screws, bolts, etc. are visible on tables.

CLOTH: Bed cloth is wool and nylon of high quality. Cuts in slate are lined with rubber protector pieces. Rail cloth is of same quality.

FRAME: Constructed of high pressure laminate to 3/4" fir plywood. Each piece screwed onto steel corners. Pitch of frame 5°

Note: Frame sections are further reinforced with insertion of heavy blocks at each corner. Also with 3/4" plywood sections at each end. In addition each frame section is ribbed with maple studs.

BED SLATE SUPPORT: Perimeter of table has slate support of warp free lumber. There are five (5) 3" strips across width of table for additional support of slate top.

LEGS: two pairs (4 legs)—tapered style. Each pair of legs connected by 3/4" x 3/4" x 51" fir plywood for extra support. Each leg laminate covered, measuring 8-1/2" square at top to 5-1/2" square at bottom. Each leg equipped with 1/2" x 3-1/2" one piece cadmium plated, swivel base leg adjusters, with rubber bases molded on. Legs constructed so they can be attached to frame by eight 3/8" bolts.

All lumber used in table selected and kiln-dried to 6% moisture content.

Note: Table pre-assembled at factory. Just attach legs.

CONTENTS

Royal Shuffleboard	4
Royal Cushion Shuffleboard	6
Coin Operated Billiard Tables	8
Royal 9 Foot Cushion	10
Bumpa Pool	12
Rocket Hockey	14
Supplies and Accessories	16





American "FIRSTS"

Climatic Adjusters	One piece, Flush Pool Table Cabinet
Magno Control	Silent, Clog-Proof Subways
Scoreboard	Drop Coin Pool Tables
12' Cushion Rebound	Electric Pool Table
Sparkler Weights	Twin Cash Box
Bank Shot	Many other items.
Cue Ball Lock	

PROFIT
DESIGN
BEAUTY

...ALL YOURS WITH AMERICAN'S
NEW MAGNIFICENT...

Royal



All scoreboard mechanisms
in drawer for easy servicing.

**AN AMERICAN ROYAL SHUFFLEBOARD MEANS
MORE CUSTOMERS . . . MORE BAR SALES . . . EXTRA REVENUE!**

Increase your profit and prestige with an American Royal Shuffleboard on your floor. The exciting beauty and challenge of this unit will attract playing customers to your place. And with the optional **Magno Play Control** or American's new **Pin-Gate Control**, every playable minute counts for profit in the cash box. Featuring a newly designed scoreboard, cantilevered on heavy-duty steel, lit by new, tapered, pedestal fluorescent lamps, the new Royal combines superb elegance with unequalled quality . . . the hallmark of American's craftsmanship for more than 3 decades. Find out today how easy it is to place one in your place!

THE ELECTRONIC MIRACLE OF AMERICAN PLAY CONTROL!

Get the full story on how American Play Control has revolutionized shuffleboard play . . . how it has eliminated the "free play" problem. Available in two forms:

MAGNO PLAY CONTROL

Hidden, unseen magnets prevent play after game is over, until more coins are inserted.

PIN-GATE PLAY CONTROL

Steel pins across the center of the board rise up after a game is completed to prevent further play. Foolproof, tamperproof system!

COMPLETE SPECIFICATIONS AVAILABLE ON REQUEST

WEIGHTS

<u>Sizes</u>	<u>Export Packed</u>	<u>Domestic Packed</u>	<u>Cubic Feet</u>
16' (Royal Package)	820	625	65
18' (Royal Package)	875	730	70
20' (Royal Package)	935	815	78
22' (Royal Package)	1035	880	84

SHIPPED WITH COMPLETE ACCESSORIES

- 1 plastic T-Square, with 20-1/4" blade (American No. C-129)
- 1 pair rubber mat gutter protectors (American No. C-141)
- 1 quart cleaner and polish (American No. 106)
- 1 pint Magic Glaze, with applicator (American No. 156)
- 1 can paste wax (American No. C-105)
- 1 poster, official shuffleboard rules (American No. C-158A)
- 1 poster, official shuffleboard rules (American No. C-158A)
- 6 one pound cans powdered wax
- 1 booklet, "How to Play Shuffleboard" (American No. C-167A)
- 1 set detailed installation instructions
- 1 set instructions, "How to Adjust Climatic Adjusters"

EXCLUSIVELY AMERICAN...

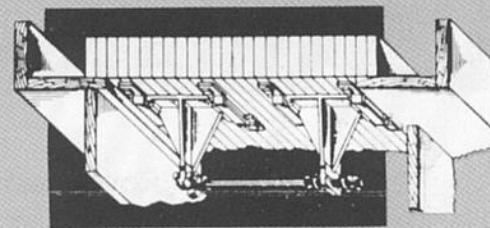
DURA-LAK FINISH

Acclaimed as the world's finest... each American Top is engineered to perfection and protected with the toughest, slickest finish ever applied to lumber—American's exclusive Dura-Lak Finish. This famous American playing field is made of selected hard maple, scientifically laminated, then precision-machined and carefully hand-finished to a deep, mirror smoothness. It provides the speed, "feel" and trueness of play all shufflers look for and never fail to find in an American!



CLIMATIC ADJUSTERS®

Your playing Top will always stay true, regardless of heat or humidity, with these patented adjusters to keep it lined up. This most important of all American achievements will add years of life and pleasure to your equipment.




SPARKLER WEIGHTS

Completely new, plastic-topped, chrome beauties, sensationally designed for crowd appeal. Now standard equipment with all American Shuffleboards.



ELECTRIC SCOREBOARD

Location tested, this self-contained, coin operated unit is the finest available. Adjustable for 5¢, 10¢ and 25¢ play. Double faced. Scores 15-21 points and Horse Collar.



TOURNAMENT KIT

Everything you will need to organize an intramural or "house" league is included as standard equipment with each American Shuffleboard. Simplified instructions make it easy to set up and control.




another AMERICAN exclusive

the
12 ft.

Royal CUSHION

with or without
PIN GATE CONTROL

offers more thrills
and tests of skills
than any other game.



The **Royal Cushion** embodies the finest features ever offered in a shuffleboard. Its sturdiness and quality appearance will appeal to the playing-paying crowds, assuring you a new and greater source of profit.

This all new 12-foot beauty features the latest innovation in cushion play . . . **American's Pin-Gate Control**

When a game is over, small pins imbedded across the center foul line rise above the playing surface to prevent free play. This foolproof, tamperproof system is tied in with the scoreboard, and is adjustable for 15, 21 and 51 points.

COMPLETE SPECIFICATIONS AVAILABLE ON REQUEST

The Royal Cushion, which is 39" wide by 12 feet long (overall), is available with or without Pin Gate Control, and with either the Rail-type Electric Scoreboard (as illustrated) or the Double-Faced Overhead Electric Scoreboard.

WEIGHTS: EXPORT PACKED: 850 lbs DOMESTIC PACKED: 670 lbs CUBIC FEET: 78

PRE-FITTING: Legs and framework to be pre-fitted for easy and precise assembly by inexperienced personnel. All necessary hardware included.

EQUIPMENT: Each shuffleboard to be shipped complete with the following standard accessories:

4 pairs CLIMATIC ADJUSTERS (to permit ready and accurate trueing up of playing field, when required by changes of temperature and humidity).

1 Scoreboard, 3-color enamelled steel, size 11 x 36 inches, with plastic slides and arrow indicators. American No. C-111.

8 Playing Weights, hard chrome-plated, with red and blue plastic screw-on replaceable caps. American No. C-157.

1 Plastic T-Square, with 20-1/4" blade. American No. C-129.

1 Pair rubber mat Gutter Protectors. American No. C-141.

1 quart cleaner and polish. American No. C-106.

1 pint Magic Glaze, with Applicator. American No. C-156.

1 can Paste Wax. American No. C-105.

1 poster, Official Shuffleboard Rules. American No. C-158A.

6 one pound cans Powdered Wax.

1 booklet, "How to Play Shuffleboard". American No. C-167A.

1 set detailed instructions on Installation

1 set detailed Installation Instructions.

1 set instructions, "How to Adjust Climatic Adjusters".



The Original Classic
(Cathedral Walnut)

New "SLIM-LINE" design	Positively cheat-proof "FEATHER-TOUCH" coin chute mechanism	Finest genuine ONE-PIECE cured slate top
Exclusive "CUE BALL LOCK"	Specially engineered "silent" steel subway system	Highest grade billiard cloth
Customized one-piece, ribbed cabinet	Sturdiest possible leg assembly	Completely tamper-proof cash box
Professional K-66 type rails	Guaranteed automatic ball return	All deluxe accessories
	Genuine "Formica" throughout	

THE WORLD'S FINEST SIX-POCKET BILLIARD TABLES



The Classic Granada
(Spanish Oak)


"Blue Chip"
(Federal Oak)

ADD another AMERICAN "FIRST"...

an *optional* Mechanical Drop-Chute Coin Mechanism *that really works!*

This *all-new* drop-chute has been tested where testing counts — in the field. And it has proven itself time and time again to be the most dependable, trouble-free coin mechanism ever constructed.

COMPLETE SPECIFICATIONS AVAILABLE ON REQUEST



COIN OPERATED POOL TABLES

MODEL	OVERALL SIZE	PLAYING AREAS (nose to nose between cushions)	PACKED DOMESTIC WEIGHT	WOOD CASES EXPORT GROSS WEIGHT	CUBIC FT.
<u>"FEATHER-TOUCH" MECHANICALLY OPERATED</u>					
ALL MODELS	6' (43" x 76")	32-1/2" x 64-3/4"	512 lbs.	647 lbs.	68
	6-1/2' (47" x 83")	36-1/4" x 72-3/8"	560 lbs.	695 lbs.	68
	7' (50" x 90")	39-3/8" x 79-1/8"	640 lbs.	816 lbs.	69
	8' (56" x 99")	44-7/8" x 88-5/8"	800 lbs.	1040 lbs.	70
<u>DROP COIN</u>					
Classic (drop coin)	6' (43" x 76")	32-1/2" x 64-3/4"	512 lbs.	647 lbs.	68
Classic (drop coin)	6-1/2' (47" x 83")	36-1/4" x 72-3/8"	560 lbs.	695 lbs.	68
Classic (drop coin)	7' (50" x 90")	39-3/8" x 79-1/8"	640 lbs.	816 lbs.	69
Classic (drop coin)	8' (56" x 99")	44-7/8" x 88-5/8"	800 lbs.	1040 lbs.	70
<u>ELECTRIC OR BATTERY OPERATED</u>					
Electra	6' (43" x 76")	32-1/2" x 64-3/4"	512 lbs.	647 lbs.	68
Electra	6-1/2' (47" x 83")	36-1/4" x 72-3/8"	560 lbs.	695 lbs.	68
Electra	7' (50" x 90")	39-3/8" x 79-1/8"	640 lbs.	816 lbs.	69
Electra	8' (56" x 99")	44-7/8" x 88-5/8"	800 lbs.	1040 lbs.	70
<u>TWIN CASH BOX</u>					
Gemini	6' (43" x 76")	32-1/2" x 64-3/4"	512 lbs.	647 lbs.	68
Gemini	6-1/2' (47" x 83")	36-1/4" x 72-3/8"	560 lbs.	695 lbs.	68
Gemini	7' (50" x 90")	39-3/8" x 79-1/8"	640 lbs.	816 lbs.	69
Gemini	8' (56" x 99")	44-7/8" x 88-5/8"	800 lbs.	1040 lbs.	70

NOTE: WHEN ORDERING ANY OF THE ABOVE MODELS, SPECIFY 20¢ or 25¢.

NOTE: All tables equipped with genuine Cured Slate. Cabinets and Rails of Genuine Formica.

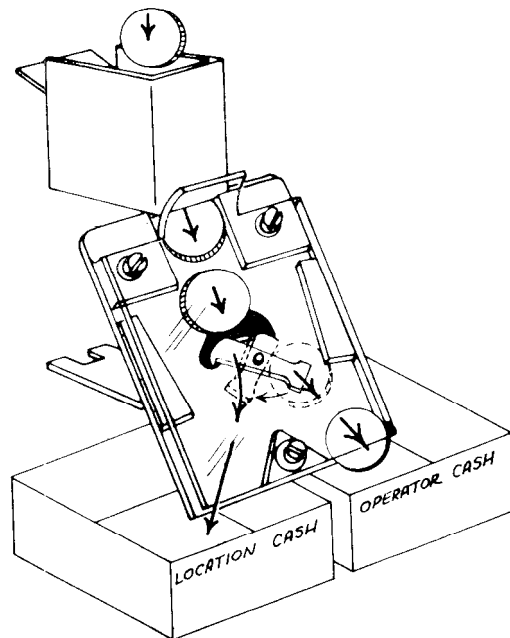
NOTE: OPTIONAL EQUIPMENT

GEMINI CASH BOX

(2 Cash Boxes) Pat. Pend.

Advantages which mean **EXTRA PROFITS** to the operator:

1. No longer necessary to run out to make change. Location owner has change available at all times from his own cash box.
2. Cut collection time.
 - a. Just take your cash box — no counting — no return trips for owner of location to be there. (Meter included with unit.)
 - b. Use your collection time to more productive work.
3. Keep 100% of your share — no overage give-aways.
4. Creates a better relationship with your locations.
5. You probably can think of other advantages that will fit your needs.



Announcing a New Addition to The Royal Family.

The Royal 9 Foot Cushion



American offers you the smallest member of its coin-operated family—handsome, compact and only 9 feet long. It's easily adaptable to any location. It features everything that, for over 40 years, has made American "the" name in shuffleboard tables—style, durability and profitability. Adjustable time control means rapid turnover, maximum participation and increased profit. For your protection, the 9 Foot *Royal Cushion* features "Pin Gate Play Control," eliminating free play even if the current is disconnected.

Exclusive 'Royal' Treasures

Pin Gate Control

An optional feature, consisting of steel pins that rise across the center of the table at the conclusion of each game. It is a foolproof, tamperproof system that totally prevents free play.

Magno-Control

All units come equipped with hidden, tamper-proof magnets which stop weights in mid-board after game is over or time is up. Play can only be continued after a new coin is inserted, eliminating free play and insuring maximum profits.

Dura-Lak Finish

Every American table top is engineered to perfection, and then protected by the toughest, slickest finish ever applied to lumber—universally acclaimed as the world's finest.

Climatic Adjusters

These patented adjusters insure that your playing surface always remains completely true and level.

Electric Scoreboards

Tables are available with either rail-type electric scoreboards (as illustrated on the 12 ft. cushion) or a double-faced overhead electric scoreboard (as shown on the long board). Each adds new dash to your location.

Sparkler Weights

Completely new, plastic topped beauties, designed for perfect performance and special crowd appeal. These weights are standard equipment on all American shuffleboard tables.

Tournament Kits

Everything you could possibly need to organize any kind of league or tournament. Simple instructions make competition a snap to set up and control.

Export Domestic Cubic
Size: 9' x 32" Packed: 460 lbs. Packed: 375 lbs. Feet: 46

PACKING: Table and all supplies shall be securely packed in heavy carton giving adequate protection for intra-state shipment. Unit shall be ready for immediate use after removal from carton and unfolding and fastening lefs into erected position.

EQUIPMENT: Each "9 Royal Cushion" Shuffleboard is to be shipped complete with the following standard accessories:

8 Playing Weights, hard-chrome plated, with red and blue plastic "screw-on" replaceable caps. American No. C-157.

1 Wood T-Square, with 30" blade. American No. C-129A.

1 Quart Cleaner and Polish. American No. C-106.

1 Quart Magic Glaze, with Applicator. American No. C-156A.

3 One pound cans Regular American Powdered Wax. American No. C-103.

1 poster, "Official Rules". American No. C-158B.

1 set instructions, "How to Adjust Bar-Type Climatic Adjusters"

CLIMATIC ADJUSTERS: Four sets of bar-type Climatic Adjusters are to be provided for correcting deviations from a true plane across the laminations of the playing surface that may arise as a result of prolonged climatic or temperature changes. Each Adjuster shall span 20-1/2" of the Top and shall be affixed to the underside of the top.

Play consists of sliding 8 metal *weights* alternately over the highly polished playing field. Four weights are *red* and 4 *blue* to distinguish teams or opponents.

BASIC RULES


The object of the game is to out-score your opponent by sliding your weights farther into the scoring area than his weights; this is accomplished either by dislodging his weights (knocking them into the gutter) or outdrawing (passing) them.

In the basic two-handed game, both players stand at the same end of the **Shuffleboard**. They select their weights (4 red and 4 blue) and decide who shall shoot first weight.

The first player slides his weight by hand from the playing end of the **Shuffleboard** toward the scoring zones at the opposite end; *he must make certain that his weight glances*

or caroms off either side cushion in order for the shot to be legal. His opponent then shoots his first weight in a similar manner. The two players continue to alternate shooting weights until all 8 weights have been thrown. At this point a *round* of play has been completed and the score is tallied.

Both players then proceed to the opposite end of the **Shuffleboard** where the weights are now resting. The board is cleared and play is continued in exactly the same manner from that end, with the winner of the previous round shooting first.



DOMESTIC PACKED: 220 lbs. EXPORT PACKED: 285 lbs. CUBIC FT. 23

SIZE: 38-1/2" x 54" x 31" high.

ACCESSORIES: Each "Bumpa Table" is to be shipped complete with the following:

1 set 10 high grade balls, 2-1/8" diameter (5 red and 5 white).

2 High quality 48" cue sticks.

1 Chalk holder.

1 Box pool chalk.

Extra tips, cement and cue clamp.

1 Rules sign.

BUMPA POOL RULES

1. Individual play (2 players) or team play (4 players – 2 per team).
2. Each player or team select their color balls (5 balls per side).
3. Spot balls on each spot with the spotted cue balls in front of scoring holes. (Line up balls so that color of balls will match scoring hole color at opposite end).
4. **START GAME** – Each player shoots spotted cue ball at same time towards opposite scoring hole. Shots must hit cushion on players right side.
5. Player coming closest to his scoring hole shoots first. If player makes his spotted cue ball, he will continue to shoot remaining balls until he misses scoring hole.
6. Opponent then shoots and tries to score. Whenever no score is made, other player shoots. (See #1 in Technicalities and Penalties below).
7. Player (or team) sinking all their balls first **WINS**.


Tips For Making You A Winner

1. Player should always shoot at opponent's ball if opponent is in good scoring position. Knock him into area where scoring becomes difficult.
2. Block opponent's scoring hole (if can) with your own ball so as to prevent scoring by opponent.
3. Always leave one of your balls in position to hit opponent's ball.

Technicalities and Penalties

1. Before shooting other balls, player must score his spotted ball.
2. If player uses unmarked ball before scoring his spotted ball, all balls disturbed must be placed in original position.
3. In event both players score their spotted balls on first shot, they shoot again using ball to the left of hole.
4. If you hit your own ball off table, place it in center of bumpers at center of table, and opponent shoots next.
5. If you hit an opponent's ball off table, replace it in original position, and place one of your balls in center of bumpers at center of table.
6. If player scores opponent's ball it will count for his opponent.
7. If player scores his own ball in opponent's scoring hole, his opponent can drop any 2 balls (by hand) for his score.
8. If player scores any ball before his spotted ball, his opponent drops any of his own 2 balls (by hand) for his score.
9. If player scores his last ball in opponent's scoring hole, he loses game.

Bump up Profits!



with
**ALL
NEW**
coin-operated

Bump a Pool

Now, the game that has captured everyone's imagination is finally available in a coin-operated version from American Shuffleboard. This is the game that everyone wants to play, and its compact size and low price make it the perfect choice for any location.

regulation
size!


Large Appeal

Low Price!

COMPLETE SPECIFICATIONS AVAILABLE ON REQUEST

Rocket Hockey

Action



Excitement

By *American* ★

Speed

A MAN-TO-MAN TEST OF OFFENSIVE AND DEFENSIVE SKILL

Rocket Hockey

Sizes: 99" x 51" Weight – 290 lbs.
90" x 48" Weight – 270 lbs.
43 Cu. Feet

Electric Drop-Coin Mechanism

7-Point Electric Automatic Scorer – Timer Included, adjustable for time desired.

EASY SERVICING ■ FAST ASSEMBLY


Special Features

- A NON-AIR PLAYING SURFACE.
- SPECIAL HIGH-PRESSURE LAMINATE WITH SPECIALLY PREPARED FORMULA DRESSING PRODUCES "ICE-LIKE" PLAYING FIELD – LIGHTNING SPEED – SMOOTH – SAFE. *
- RINK CUSHIONED TO ELIMINATE DISTRACTING AND UNWANTED NOISE.
- Attractive score unit heightens player and spectator interest.
- Colorful, specially styled cabinet enhances appeal.
- Super durable pucks and "comfortable" goalies.
- Tamper-proof puck Lock-in at end of game.
- Famed American ruggedness and quality throughout.

*Powdered waxes not necessary.

RECREATION MODEL: SAME AS ABOVE EXCEPT HAS MANUAL SCORER AND IS NON-COIN.

PLAYING WEIGHTS



Shufflers the world over have hailed these completely new, hardened steel, plastic-topped American Sparklers as the finest playing Weights ever made. They are highly attractive . . . faster and more durable . . . and their brilliance and color make them easily identified up to 40 feet away. American Sparkler Weights are scientifically balanced for better "feel" and play-control. Moreover, they will stay bright and rust-free for years, even under constant play, because they are hard-chromed. Packed in sets of 8, 4 red and 4 blue. See Page 22 for plastic cap replacements.

American
SPARKLER WEIGHTS

U.S. Pat. No. 2695174

C-157

WAXES & POLISHES




To preserve the playing surface of your new or well-kept Top, specify American Regular Powdered Wax. It is the most gentle of all to the finish . . . moderately fast for smooth and accurate play. Packed in one-lb. sifter-top cans.

SPEED POWDER


Where utmost speed is required, use American Speed Powder. Yellow in color . . . fastest made . . . yet easier on the finish than any other of its type because of scientific formulation. American Speed Powder's resistance to heat and humidity also makes it ideal for use under unusual climatic conditions. Packed in one-lb. sifter-top cans.

C-104



C-103

American **CLEANER & POLISH**



A time-proven, top quality, 2-in-1 compound for shuffleboard playing fields! Easily removes imbedded dirt and grime from the top of your board and in the same operation leaves it with a high, protective wax luster. Recommended for use about once a week. Should be followed with an application of American Magic Glaze for extra slickness.

Quart: C-106
Gallon: C-106A

American
MAGIC GLAZE

Modern silicone liquid formula, gives your playing surface a brilliant, slippery top dressing in just 3 minutes. The ease of application makes Magic Glaze ideal for daily use. It increases the speed of your board by reducing surface friction . . . yet provides extra protection for the finish. Excellent also for framework, bars and furniture.



Each can of Magic Glaze comes complete with special applicator.

Pint: C-156
Quart: C-156A


SCOREBOARD

American
WALL SCOREBOARD

U.S. Patent 2461811

A handsome, three-foot-high, metal scoring device, ideal for "free play" shuffleboard installations. Scores 15, 21 and 51 point games quickly and accurately. Clearly visible up to 40 feet. Finished in white baked gloss enamel with red and blue arrows and trim. Easily mounted on wall. Plastic, tamper-proof slides register scores at the flip of a finger. Size 36" high by 11" wide.

C-111



HALF & HALF POWDERED WAX

Here's the 50-50 combination of American Speed and American Regular Powdered Wax you have asked for. No longer is it necessary to sprinkle from two cans to get just the speed you want. Many find Half & Half the ideal mix for both extra speed and Weight control. Recommended for boards in good condition. Packed in one-lb. sifter-top cans.

C-184

BROWN LIGHTNING POWDER

A super-fast powder that gives new life and zip to very slow or worn shuffleboards. Brown Lightning goes further than other powders because all of its granules are harder and resist breakdown under use. It is practically impervious to heat and moisture. Packed in one-lb. sifter-top cans.

C-109



American **PASTE WAX**



The finish of your shuffleboard Top will last longer with regular applications of American Paste Wax at the playing ends, since they are the points of hardest wear. Comes in handy, one-lb. cans for quick, easy application.

C-105

SEND FOR FREE 'MAINTENANCE' PAMPHLET

Many years of experimentation by American's engineers have resulted in a simple, efficient procedure for the care and upkeep of your shuffleboard. Free copies available upon request.