

*Bally* **MIDWAY**

GAME No. 0370  
Form No. 0370-00300-0000

# CENTAUR

## II

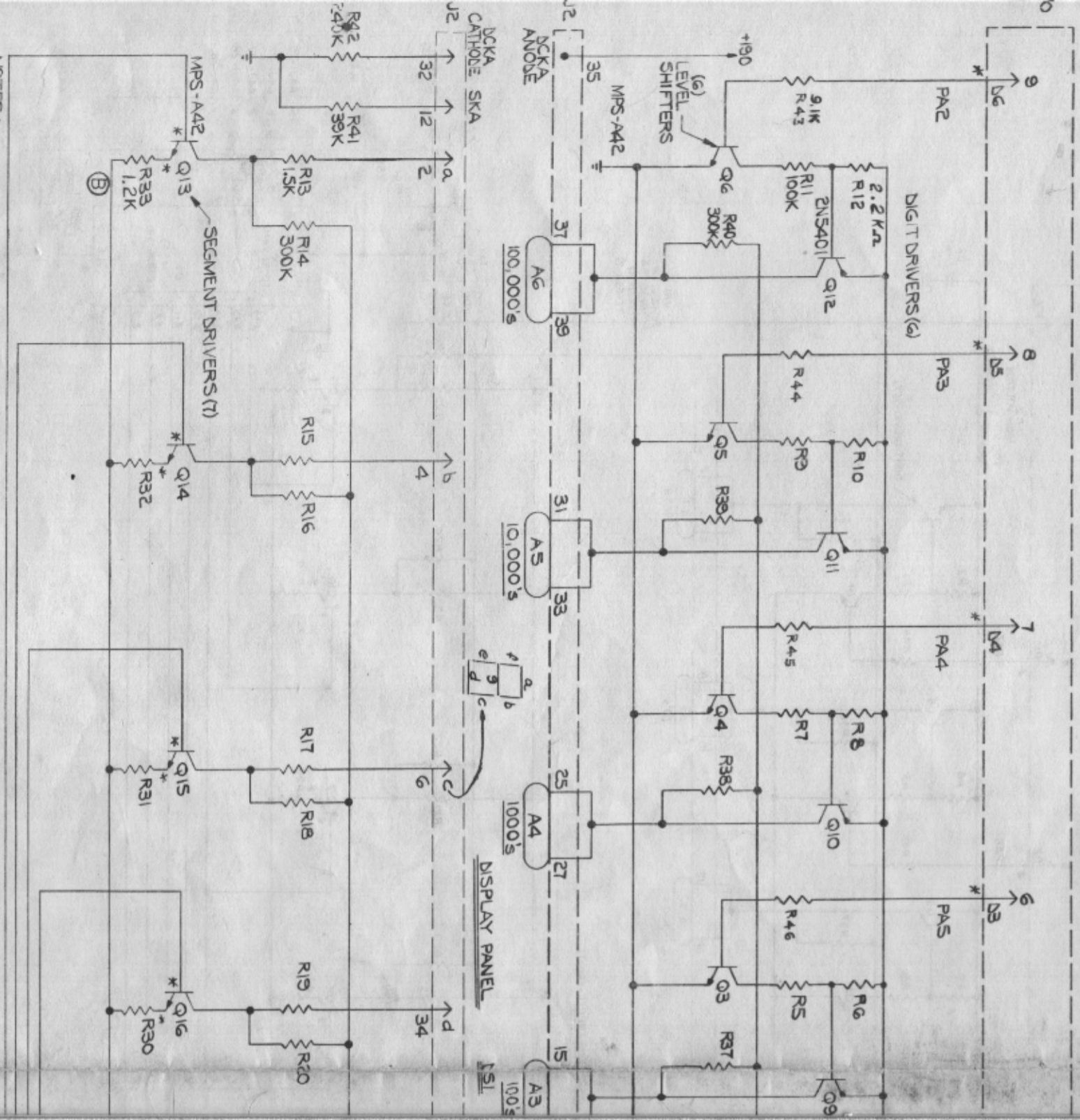


*Bally* **MIDWAY** MFG. CO.

10601 W Belmont Ave • Franklin Park, Illinois 60131  
Telephone (312) 451-9200

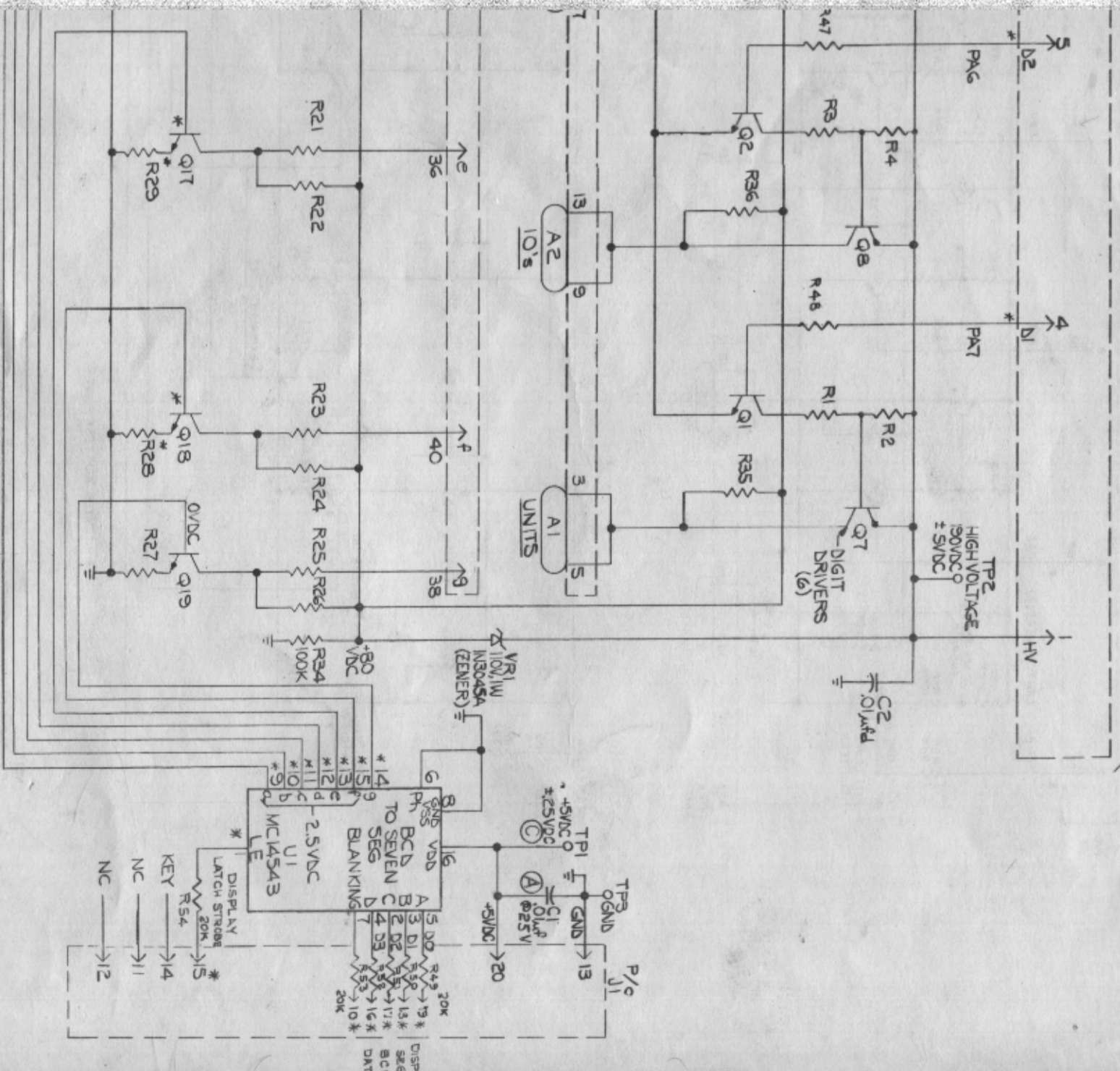


DISPLAY DIGIT ENABLE



NOTES:

1. UNLESS OTHERWISE SPECIFIED ALL RESISTORS ARE  $\pm 5\%$ ,  $1/4W$ .
2. PREFIX ALL REFERENCE DESIG. WITH ASSEMBLY REFERENCE DESIG. "A1"
3. \* INDICATES "AID" TEST POINT.



DOE SIZE - C.C. - IT. PER M - 156. PER M -

NO.	LET.	CHANGE	DATE	BY	CHK.
3	C	WAS VAC	6-30-60	J.D.	
2	B	WAS 1K	3-28-60	E.C.	
1	A	WAS 500V	4-29-59	W.D.	

REV.	DATE	BY	CHK.
1	5/27/60	W.D.	
2	6/1/60	W.D.	
3	6/1/60	W.D.	

NO.	LET.	CHANGE	DATE	BY	CHK.
3	C	WAS VAC	6-30-60	J.D.	
2	B	WAS 1K	3-28-60	E.C.	
1	A	WAS 500V	4-29-59	W.D.	

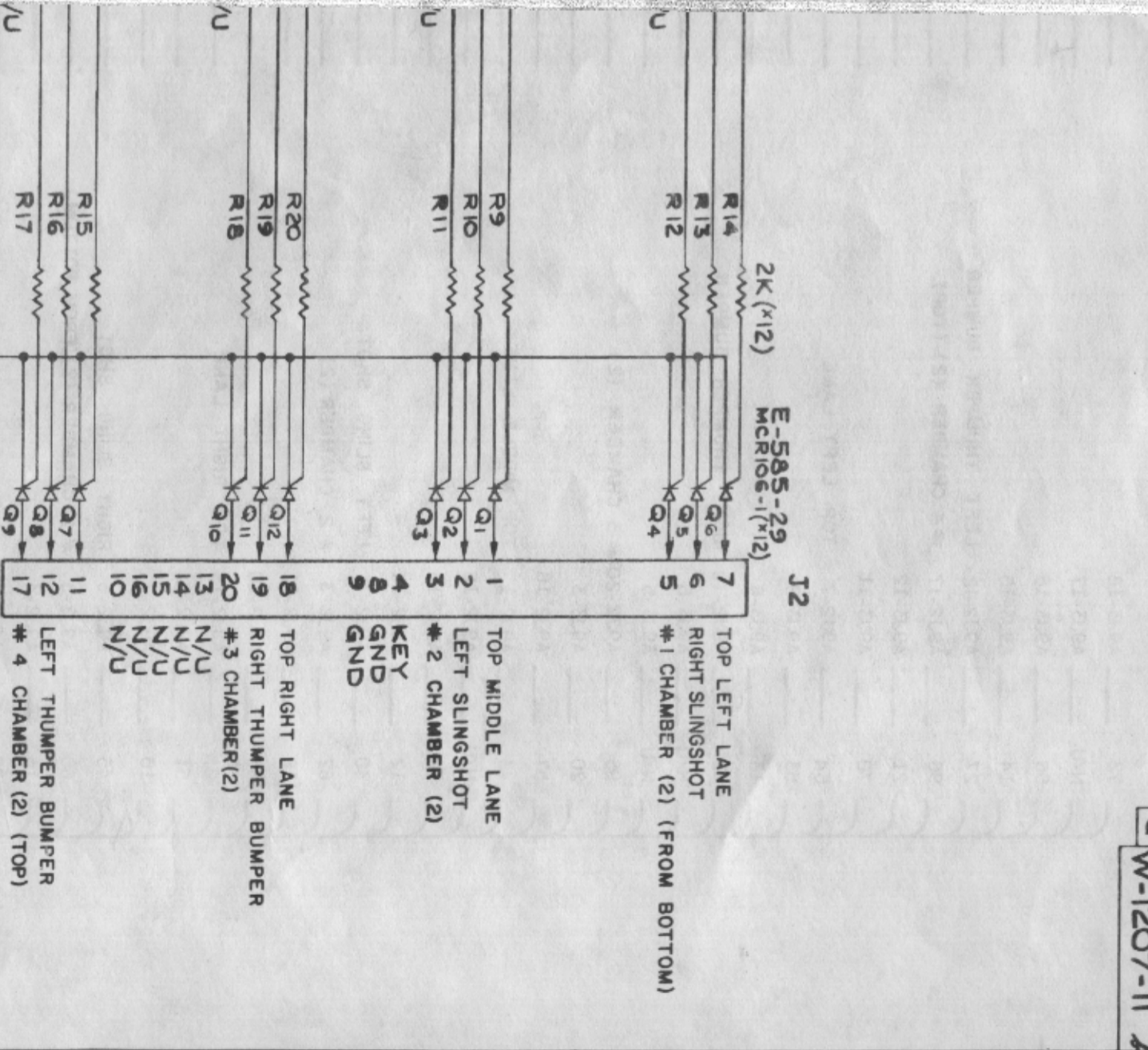
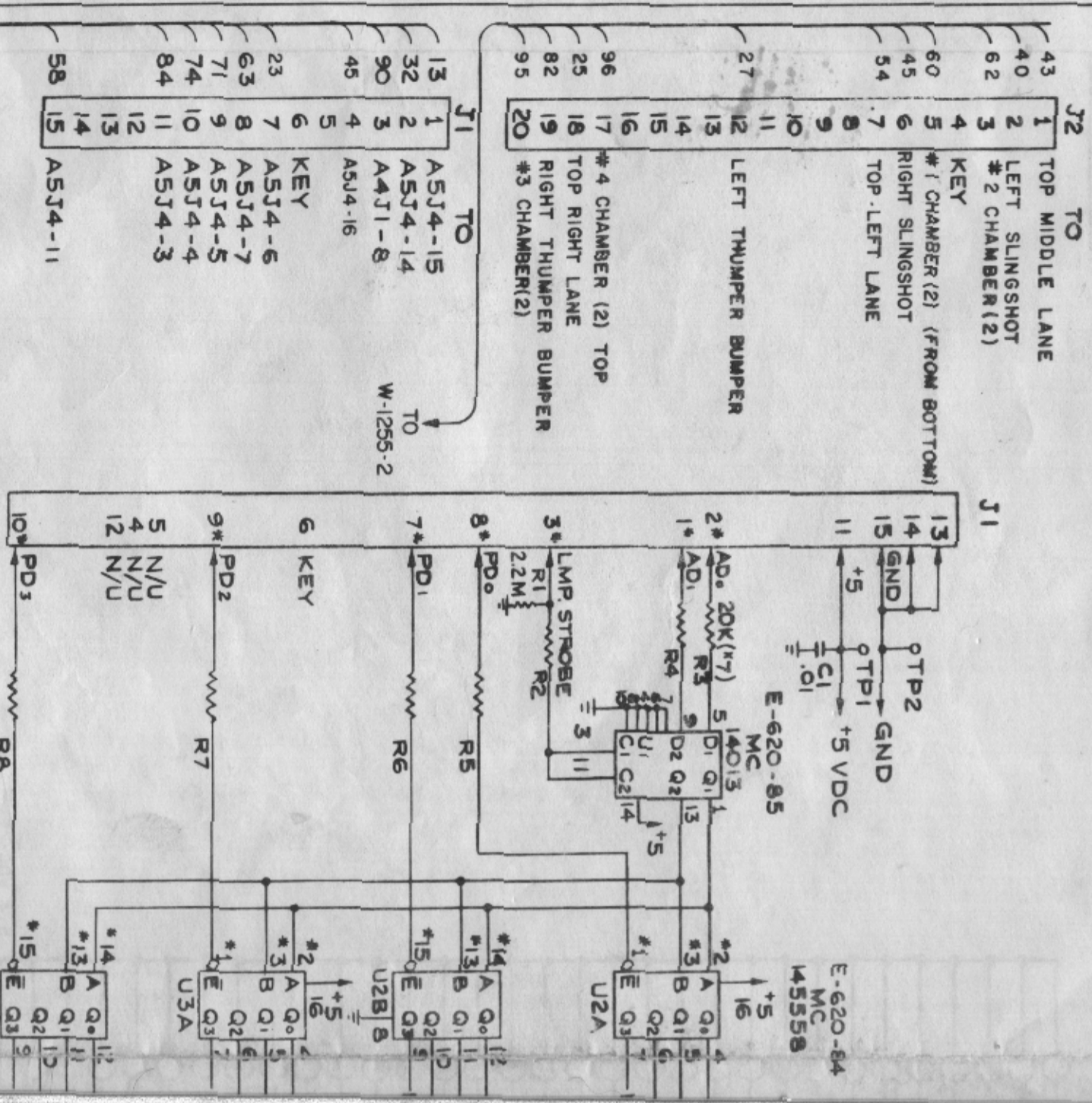
DEPT.	DESCRIPTION	TOOL No.

ALL DIMENSIONS AND TOLERANCES UNLESS OTHERWISE SPECIFIED ARE IN INCHES AND DECIMALS THEREOF. DIMENSIONS IN PARENT OR IN WHOLE, WITHOUT THE EXPRESS CONSENT OF THE DRAWER, THE PART IS TO BE MADE AND MUST NOT BE USED IN ANY MANUFACTURING TO THE INTEREST OF THE DRAWER, AND MUST BE RETURNED TO THE DRAWER.

**Bally Manufacturing Corp.**  
2640 BELMONT AVENUE  
CHICAGO, ILLINOIS 60647

5 DIGIT BOARD SCHEMATIC "A1"  
PART NO. 1184-10  
REV. 10/60





- NOTES:
1. \* INDICATES "AID" TEST POINT.
  2. ALL RESISTORS ARE 1/4 W, ± 5%.
  3. VOLTAGES SHOWN ARE FOR A GAME UP CONDITION.
  4. SCRS ARE MCR-106-1, (E-585-29)
  5. PREFIX ALL REFERENCE DESIGNATION WITH "A9".

W-1187-32C

OPER.	DEPT.	DESCRIPTION	TOOL NO.	NO.	LET.	CHANGE

DATE	BY	DATE	BY

REMOVE ALL BURS		DR. BY	DATE
TOLERANCES ON		A.V.	7-10-81
DIMENSIONS UNLESS		CK. BY	
OTHERWISE SPECIFIED		AP'D BY	DATE
FRACTIONS = 008		JD	7-22-81
DECIMALS = .003		DATE	7-23-81
EXCEPT NOTE DIA 5		FINISH:	
ANGLES =		HARDENING:	
DO NOT SCALE DRAWING		MATERIAL	

ALL DESIGN, OPERATIVE AND PROCESS DATA PERTAINING TO THE ARTICLE SHOWN ON THIS SHEET IS THE PROPERTY OF BALLY MFG. CORP. CHICAGO. ALL THIS INFORMATION IS DISCLOSED IN CONFIDENCE AND IS NOT TO BE COPIED, REPRODUCED, REVEALED TO OR APPROPRIATED BY OTHERS, IN PART OR IN WHOLE, WITHOUT THE EXPRESS CONSENT OF THE OWNERS. THE PRINT IS LOANED AND MUST NOT BE USED IN ANY MANNER DETRIMENTAL TO THE INTEREST OF THE OWNERS AND MUST BE RETURNED ON DEMAND.	
Bally MANUFACTURING CORP. #1239 2640 BELMONT AVENUE CHICAGO, ILLINOIS	
NAME (A9) AUXILIARY LAMP DRIVER BOARD	ASSEM NO. USED
PART NO. W-1207-11	SCALE



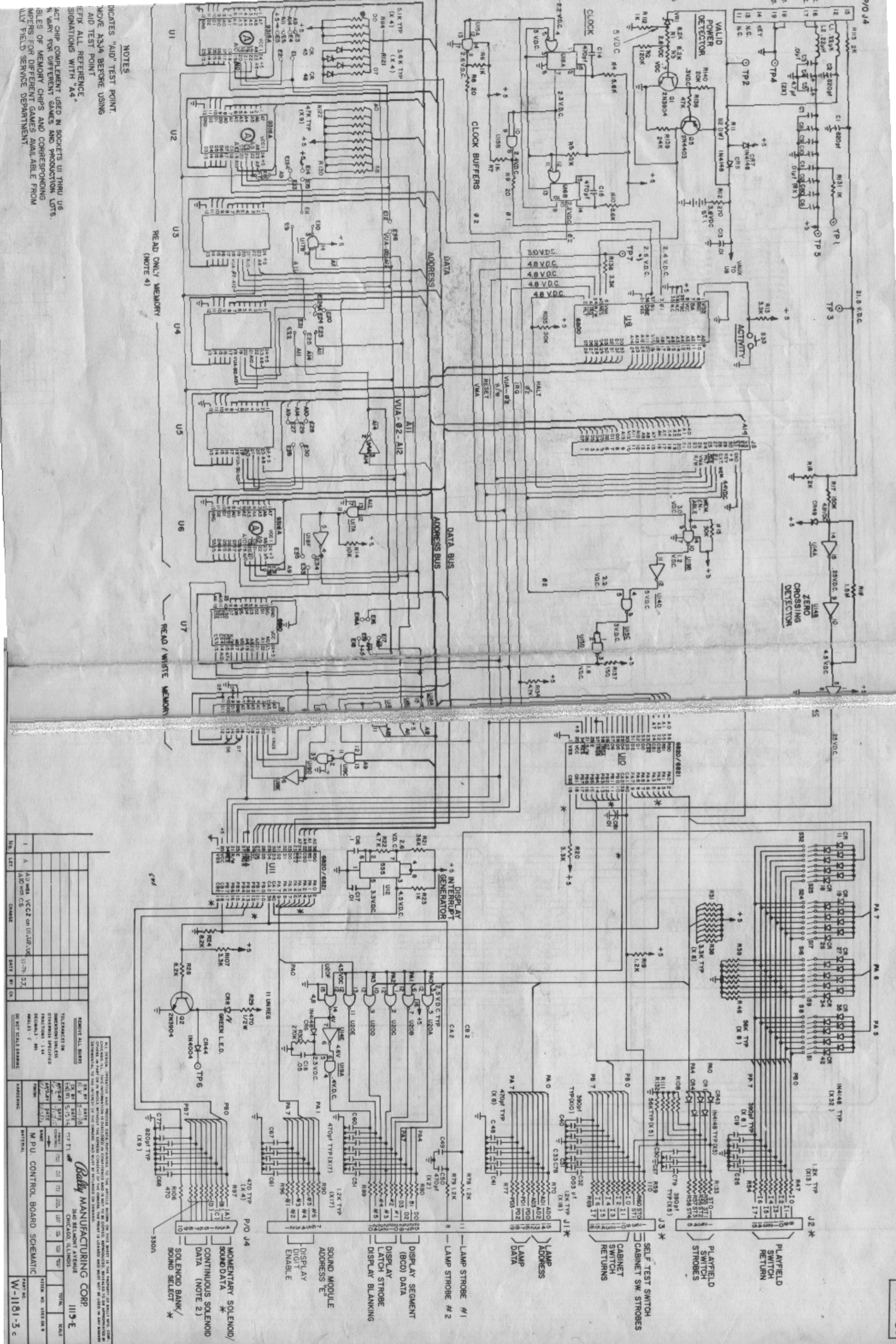












P/O J4  
 21.8 V.D.C.  
 TP1  
 TP2  
 TP3  
 TP4  
 TP5  
 TP6  
 TP7

VALID POWER DETECTOR  
 CLOCK BUFFERS  
 ADDRESS DATA  
 ADDRESS DATA BUS  
 READ ONLY MEMORY  
 READ/WRITE MEMORY

U1  
 U2  
 U3  
 U4  
 U5  
 U6  
 U7

U9  
 U10  
 U11

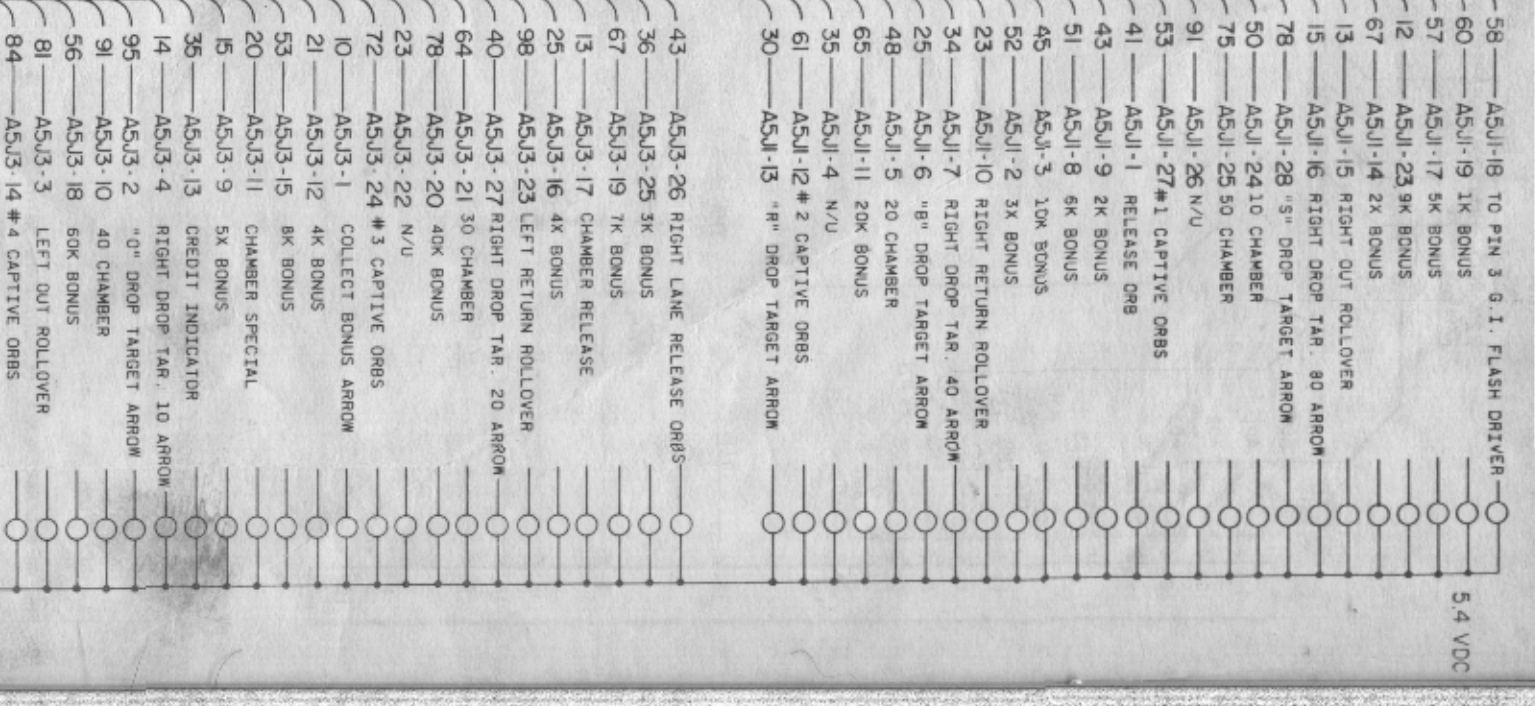
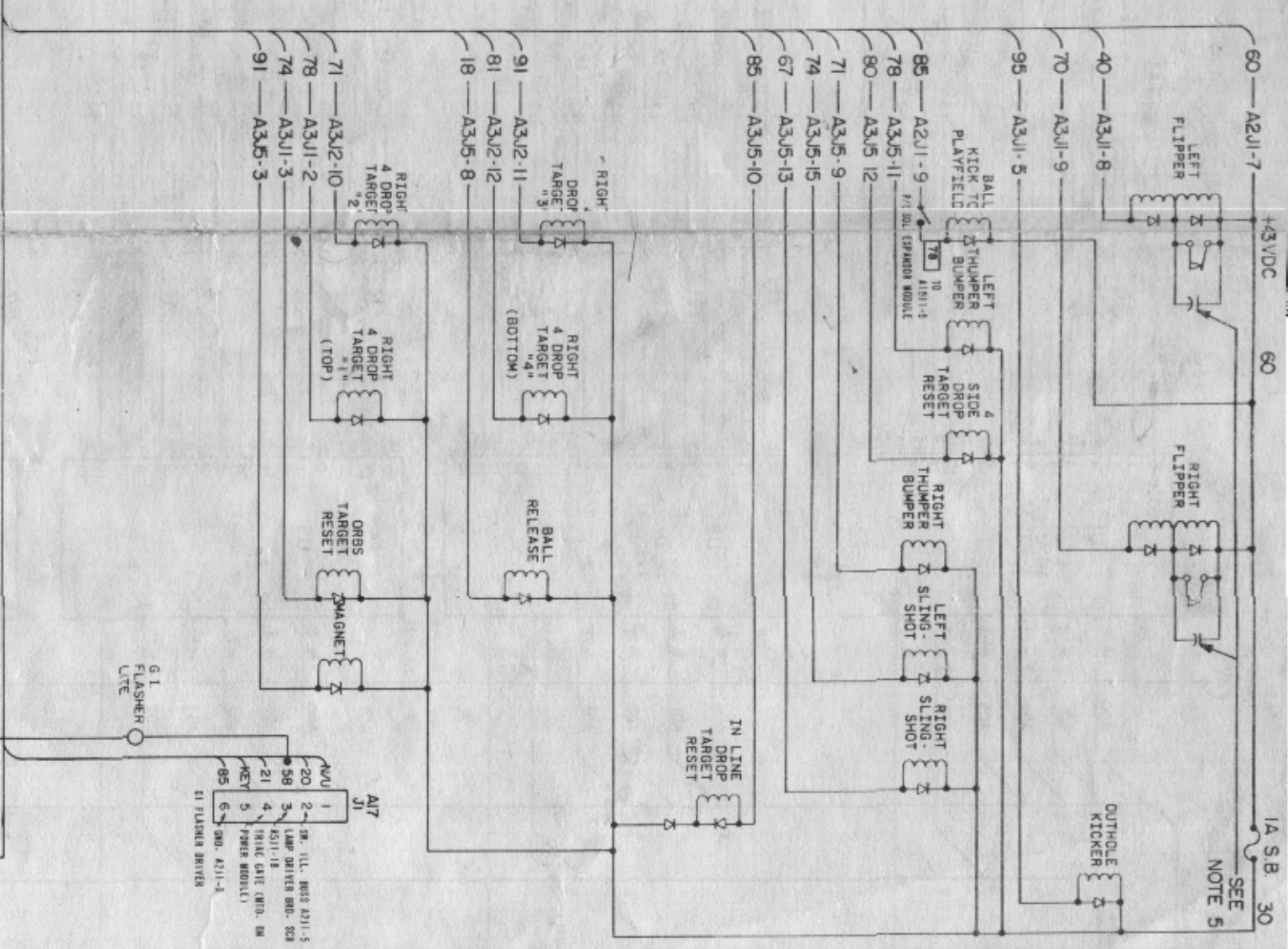
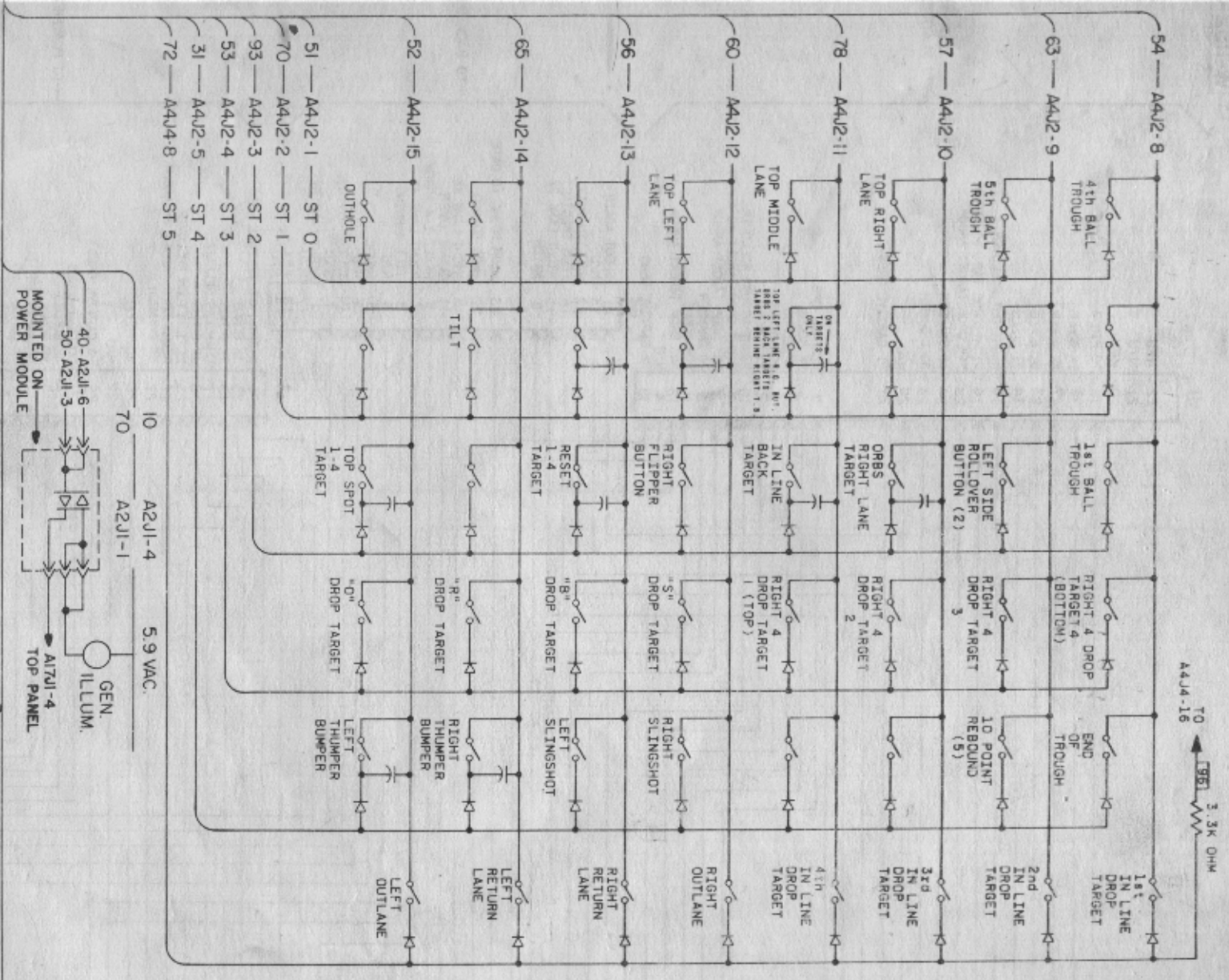
DISPLAY INTERRUPT GENERATOR  
 LAMP STROBE #1  
 LAMP STROBE #2  
 DISPLAY SEGMENT (BCD) DATA  
 DISPLAY LATCH STROBE  
 DISPLAY BLANKING  
 SOUND MODULE ADDRESS ENABLE  
 MOMENTARY SOLENOID/SOUND DATA  
 CONTINUOUS SOLENOID DATA (NOTE 2)  
 SOLENOID BANK/SOUND SELECT \*

PA 0  
 PA 1  
 PA 2  
 PA 3  
 PA 4  
 PA 5  
 PA 6  
 PA 7  
 PA 8  
 PA 9  
 PA 10  
 PA 11  
 PA 12  
 PA 13  
 PA 14  
 PA 15  
 PA 16  
 PA 17  
 PA 18  
 PA 19  
 PA 20  
 PA 21  
 PA 22  
 PA 23  
 PA 24  
 PA 25  
 PA 26  
 PA 27  
 PA 28  
 PA 29  
 PA 30  
 PA 31  
 PA 32  
 PA 33  
 PA 34  
 PA 35  
 PA 36  
 PA 37  
 PA 38  
 PA 39  
 PA 40  
 PA 41  
 PA 42  
 PA 43  
 PA 44  
 PA 45  
 PA 46  
 PA 47  
 PA 48  
 PA 49  
 PA 50  
 PA 51  
 PA 52  
 PA 53  
 PA 54  
 PA 55  
 PA 56  
 PA 57  
 PA 58  
 PA 59  
 PA 60  
 PA 61  
 PA 62  
 PA 63  
 PA 64  
 PA 65  
 PA 66  
 PA 67  
 PA 68  
 PA 69  
 PA 70  
 PA 71  
 PA 72  
 PA 73  
 PA 74  
 PA 75  
 PA 76  
 PA 77  
 PA 78  
 PA 79  
 PA 80  
 PA 81  
 PA 82  
 PA 83  
 PA 84  
 PA 85  
 PA 86  
 PA 87  
 PA 88  
 PA 89  
 PA 90  
 PA 91  
 PA 92  
 PA 93  
 PA 94  
 PA 95  
 PA 96  
 PA 97  
 PA 98  
 PA 99  
 PA 100  
 PA 101  
 PA 102  
 PA 103  
 PA 104  
 PA 105  
 PA 106  
 PA 107  
 PA 108  
 PA 109  
 PA 110  
 PA 111  
 PA 112  
 PA 113  
 PA 114  
 PA 115  
 PA 116  
 PA 117  
 PA 118  
 PA 119  
 PA 120  
 PA 121  
 PA 122  
 PA 123  
 PA 124  
 PA 125  
 PA 126  
 PA 127  
 PA 128  
 PA 129  
 PA 130  
 PA 131  
 PA 132  
 PA 133  
 PA 134  
 PA 135  
 PA 136  
 PA 137  
 PA 138  
 PA 139  
 PA 140  
 PA 141  
 PA 142  
 PA 143  
 PA 144  
 PA 145  
 PA 146  
 PA 147  
 PA 148  
 PA 149  
 PA 150  
 PA 151  
 PA 152  
 PA 153  
 PA 154  
 PA 155  
 PA 156  
 PA 157  
 PA 158  
 PA 159  
 PA 160  
 PA 161  
 PA 162  
 PA 163  
 PA 164  
 PA 165  
 PA 166  
 PA 167  
 PA 168  
 PA 169  
 PA 170  
 PA 171  
 PA 172  
 PA 173  
 PA 174  
 PA 175  
 PA 176  
 PA 177  
 PA 178  
 PA 179  
 PA 180  
 PA 181  
 PA 182  
 PA 183  
 PA 184  
 PA 185  
 PA 186  
 PA 187  
 PA 188  
 PA 189  
 PA 190  
 PA 191  
 PA 192  
 PA 193  
 PA 194  
 PA 195  
 PA 196  
 PA 197  
 PA 198  
 PA 199  
 PA 200  
 PA 201  
 PA 202  
 PA 203  
 PA 204  
 PA 205  
 PA 206  
 PA 207  
 PA 208  
 PA 209  
 PA 210  
 PA 211  
 PA 212  
 PA 213  
 PA 214  
 PA 215  
 PA 216  
 PA 217  
 PA 218  
 PA 219  
 PA 220  
 PA 221  
 PA 222  
 PA 223  
 PA 224  
 PA 225  
 PA 226  
 PA 227  
 PA 228  
 PA 229  
 PA 230  
 PA 231  
 PA 232  
 PA 233  
 PA 234  
 PA 235  
 PA 236  
 PA 237  
 PA 238  
 PA 239  
 PA 240  
 PA 241  
 PA 242  
 PA 243  
 PA 244  
 PA 245  
 PA 246  
 PA 247  
 PA 248  
 PA 249  
 PA 250  
 PA 251  
 PA 252  
 PA 253  
 PA 254  
 PA 255  
 PA 256  
 PA 257  
 PA 258  
 PA 259  
 PA 260  
 PA 261  
 PA 262  
 PA 263  
 PA 264  
 PA 265  
 PA 266  
 PA 267  
 PA 268  
 PA 269  
 PA 270  
 PA 271  
 PA 272  
 PA 273  
 PA 274  
 PA 275  
 PA 276  
 PA 277  
 PA 278  
 PA 279  
 PA 280  
 PA 281  
 PA 282  
 PA 283  
 PA 284  
 PA 285  
 PA 286  
 PA 287  
 PA 288  
 PA 289  
 PA 290  
 PA 291  
 PA 292  
 PA 293  
 PA 294  
 PA 295  
 PA 296  
 PA 297  
 PA 298  
 PA 299  
 PA 300  
 PA 301  
 PA 302  
 PA 303  
 PA 304  
 PA 305  
 PA 306  
 PA 307  
 PA 308  
 PA 309  
 PA 310  
 PA 311  
 PA 312  
 PA 313  
 PA 314  
 PA 315  
 PA 316  
 PA 317  
 PA 318  
 PA 319  
 PA 320  
 PA 321  
 PA 322  
 PA 323  
 PA 324  
 PA 325  
 PA 326  
 PA 327  
 PA 328  
 PA 329  
 PA 330

NOTES  
 INDICATES "AID" TEST POINT.  
 MOVE A3J4 BEFORE USING  
 AID TEST POINT  
 REFIX ALL REFERENCE  
 SIGNATIONS WITH "A4"  
 ACT CHIP COMPLEMENT USED IN SOCKETS U1 THRU U6  
 MAY VARY FOR DIFFERENT BANKS AND PRODUCTION LOTS.  
 MEMBERS FOR DIFFERENT BANKS AVAILABLE FROM  
 WLT FIELD SERVICE DEPARTMENT.

REV	DATE	BY	CHKD	DESCRIPTION
1	5-11-78	...	...	...
2	5-15-78	...	...	...
3	5-15-78	...	...	...
4	5-15-78	...	...	...
5	5-15-78	...	...	...
6	5-15-78	...	...	...
7	5-15-78	...	...	...
8	5-15-78	...	...	...
9	5-15-78	...	...	...
10	5-15-78	...	...	...
11	5-15-78	...	...	...
12	5-15-78	...	...	...
13	5-15-78	...	...	...
14	5-15-78	...	...	...
15	5-15-78	...	...	...
16	5-15-78	...	...	...
17	5-15-78	...	...	...
18	5-15-78	...	...	...
19	5-15-78	...	...	...
20	5-15-78	...	...	...
21	5-15-78	...	...	...
22	5-15-78	...	...	...
23	5-15-78	...	...	...
24	5-15-78	...	...	...
25	5-15-78	...	...	...
26	5-15-78	...	...	...
27	5-15-78	...	...	...
28	5-15-78	...	...	...
29	5-15-78	...	...	...
30	5-15-78	...	...	...
31	5-15-78	...	...	...
32	5-15-78	...	...	...
33	5-15-78	...	...	...
34	5-15-78	...	...	...
35	5-15-78	...	...	...
36	5-15-78	...	...	...
37	5-15-78	...	...	...
38	5-15-78	...	...	...
39	5-15-78	...	...	...
40	5-15-78	...	...	...
41	5-15-78	...	...	...
42	5-15-78	...	...	...
43	5-15-78	...	...	...
44	5-15-78	...	...	...
45	5-15-78	...	...	...
46	5-15-78	...	...	...
47	5-15-78	...	...	...
48	5-15-78	...	...	...
49	5-15-78	...	...	...
50	5-15-78	...	...	...
51	5-15-78	...	...	...
52	5-15-78	...	...	...
53	5-15-78	...	...	...
54	5-15-78	...	...	...
55	5-15-78	...	...	...
56	5-15-78	...	...	...
57	5-15-78	...	...	...
58	5-15-78	...	...	...
59	5-15-78	...	...	...
60	5-15-78	...	...	...
61	5-15-78	...	...	...
62	5-15-78	...	...	...
63	5-15-78	...	...	...
64	5-15-78	...	...	...
65	5-15-78	...	...	...
66	5-15-78	...	...	...
67	5-15-78	...	...	...
68	5-15-78	...	...	...
69	5-15-78	...	...	...
70	5-15-78	...	...	...
71	5-15-78	...	...	...
72	5-15-78	...	...	...
73	5-15-78	...	...	...
74	5-15-78	...	...	...
75	5-15-78	...	...	...
76	5-15-78	...	...	...
77	5-15-78	...	...	...
78	5-15-78	...	...	...
79	5-15-78	...	...	...
80	5-15-78	...	...	...
81	5-15-78	...	...	...
82	5-15-78	...	...	...
83	5-15-78	...	...	...
84	5-15-78	...	...	...
85	5-15-78	...	...	...
86	5-15-78	...	...	...
87	5-15-78	...	...	...
88	5-15-78	...	...	...
89	5-15-78	...	...	...
90	5-15-78	...	...	...
91	5-15-78	...	...	...
92	5-15-78	...	...	...
93	5-15-78	...	...	...
94	5-15-78	...	...	...
95	5-15-78	...	...	...
96	5-15-78	...	...	...
97	5-15-78	...	...	...
98	5-15-78	...	...	...
99	5-15-78	...	...	...
100	5-15-78	...	...	...

Bally MANUFACTURING CORP  
 240 BELMONT AVENUE  
 CHICAGO, ILLINOIS 60611  
 119-E  
 M.P.U. CONTROL BOARD SCHEMATIC  
 W-1181-3c



NOTES

INDICATES NOT USED

N/U - NOT USED ON PLAYFIELD

\* INDICATES AID TEST POINT

COIL DIODES ARE IN4004(E-587-6) SWITCH DIODES ARE IN4148(E-587-14)

ALL CAPACITORS ARE .05 MFD. (E-586-80)

GERMANY ONLY - CAPACITOR .01 MFD @ 500 V. (E-586-65)

PLAYFIELD A6

10 70 5.9 VAC. A2J1-4 A2J1-1 A17J1-4 GEN. ILLUM. TOP PANEL

TO 3.3K OHM

TO 1A 5B 30

SEE NOTE 5

5.4 VDC

1	SM. ILL. BUSS
2	SOL. BUS (A3J5-14)
3	GRND.
4	TO BALL KICK TO PLAYFIELD COIL
5	KEY
6	N/U
7	N/U
8	N/U
9	45 VDC SOL. BUSS
10	

WIRING DIAGRAM PLAYFIELD

Bally MANUFACTURING CORP. 240 DELAWARE AVENUE CHICAGO, ILLINOIS 60601

DATE: 6-21-55

BY: J.C. (C-21)

CHKD BY: J.C. (C-21)

DATE: 7-2-55

REVISED: 7-13-55

WIRING: CENTAUR

PART NO: W-1192-32C









