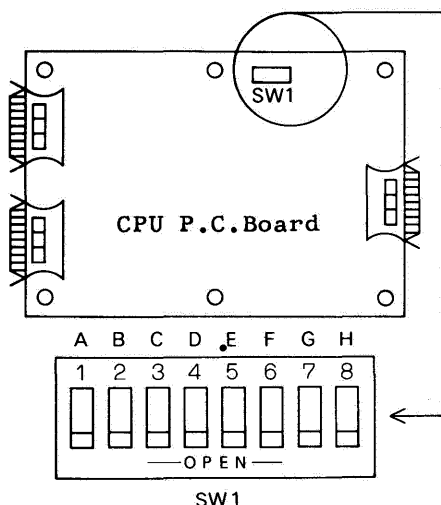


ADJUSTMENTS

1. Number of Jumpman, Score Level, Coinage and Type (CPU P.C.Board)

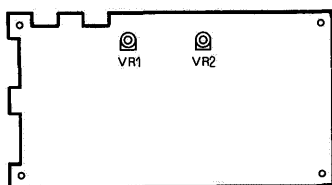




	A	B	C	D	E	F	G	H
Number of Jumpman								
3	OFF	OFF						
4	ON	OFF						
5	OFF	ON						
6	ON	ON						
Score Level for extra Jumpman								
7,000 points				OFF	OFF			
10,000 points				ON	OFF			
15,000 points				OFF	ON			
20,000 points				ON	ON			
Coinage								
1 coin /1 play						OFF	OFF	OFF
1 coin /2 plays						OFF	ON	OFF
1 coin /3 plays						OFF	OFF	ON
1 coin /4 plays						OFF	ON	ON
2 coins/1 play						ON	OFF	OFF
3 coins/1 play						ON	ON	OFF
4 coins/1 play						ON	OFF	ON
5 coins/1 play						ON	ON	ON
Table / Upright								
Table								OFF
Upright								ON

2. Screen (CLK P.C.Board)

Semi-fixed resistors, VR1 and VR2 on CLK P.C.Board are used to adjust video monitor screen.

CLK P.C.Board

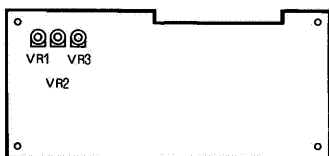


VR1	50K Ω 0.3W top type white knob	 Turn right to move image downward.
VR2	50K Ω 0.3W top type white knob	 Turn right to move image leftward.

3. Sound Balance (SOU P.C.Board)

Semi-fixed resistor, VR1 on SOU P.C.Board is used to adjust sound balance.

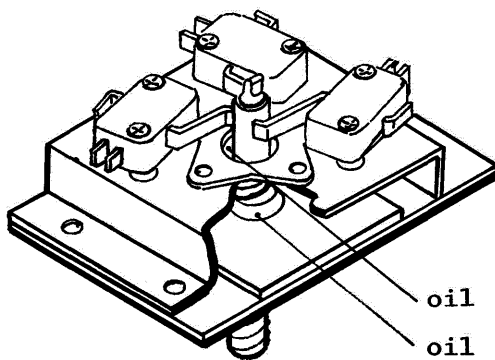
SOU P.C.Board



VR1	10K Ω 1/5W plain type white knob	Sound balance adjustment
-----	---	--------------------------

4. OILING

Add oil to the following part of the control box when control lever is not smooth in operation.



TKG-TBL